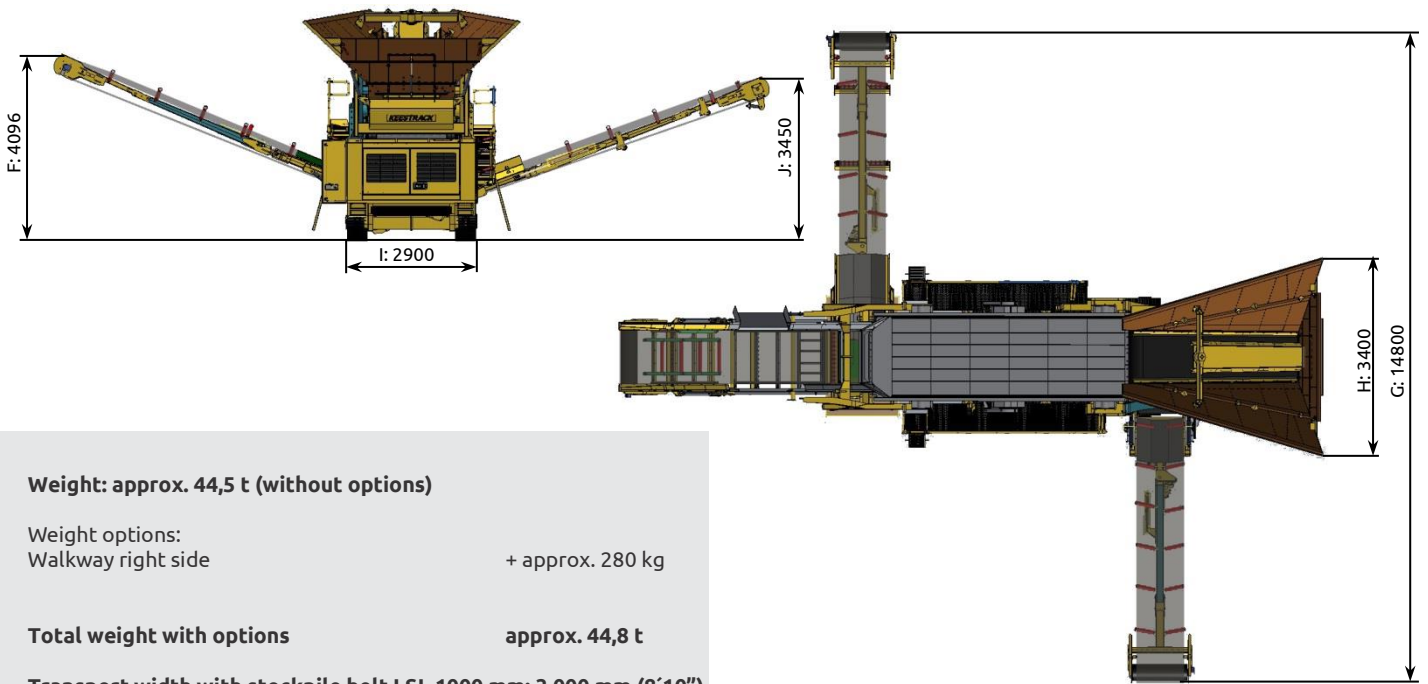
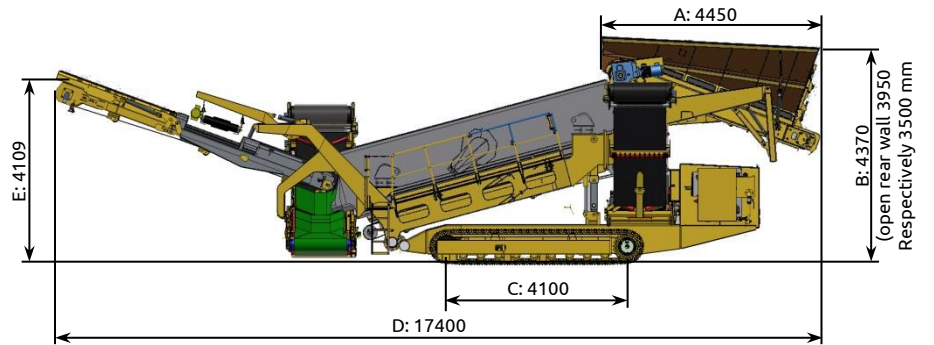


DIMENSIONS:

OPERATION:



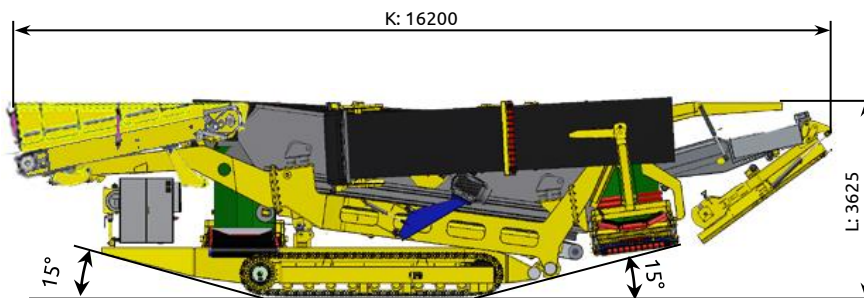
Weight: approx. 44,5 t (without options)

Weight options:
Walkway right side + approx. 280 kg

Total weight with options approx. 44,8 t

Transport width with stockpile belt LSL 1000 mm: 3.000 mm (8'10")

TRANSPORT:



REMARK: All pictures might show options, not included in the scope of supply

A	B	C	D	E	F	G	H	I	J	K	L
4450	4370	4100	17400	4109	4096	14800	3400	2900	3450	16200	3625
14'7"	14'4"	13'5"	57'1"	13'6"	13'5"	48'7"	11'2"	9'6"	11'4"	53'2"	11'11"